

# 2024: A year of uncertainties for global markets

---

May 29, 2024

## Author

**Adriana Ruiz-Miranda**

MD Valuations Data Scientist FI

**Markos Aziz**

MD Valuations Manager FI

**Shivani Sharma**

Market Data Valuation Fixed Income Analyst

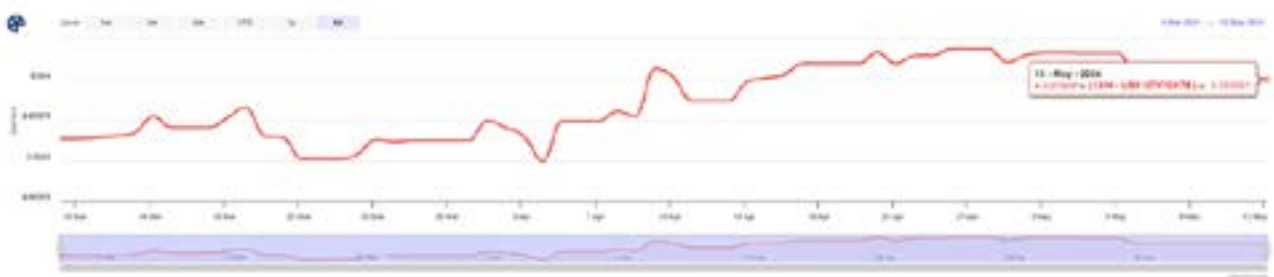


As we navigate through 2024, uncertainties loom large on the horizon. High interest rates in major economies influence global economic dynamics, and geopolitical tensions cast shadows over the future. Investors find themselves grappling with the complexities of analyzing financial market trajectories amidst this backdrop of uncertainty.

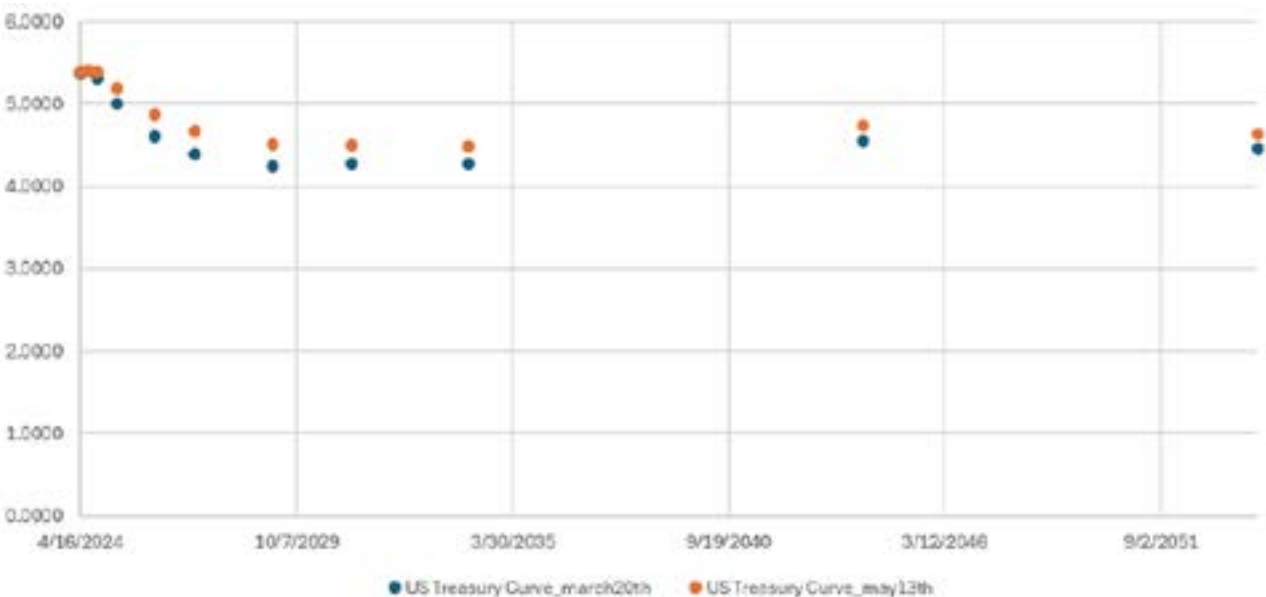
## Bonds

The anticipation of rate cuts by the FEDs has been met with skepticism this year, particularly in light of escalating inflationary pressures. Recent reports from the US Bureau of Labor Statistics indicate that the Consumer Price Index (CPI) comes in at 3.4% YoY, in line with expectations, while the unemployment rate hovers between 3.7% and 3.9%. These factors have contributed to a delay in expected rate cuts, with market confidence in bonds bolstering and yields rising in response.

After the last FED announcement, on March 20th, short-term bond yields fell slightly, but since then, the reference rates of the US Treasury Curve have been higher than the previous month.



**Figure 1:** United States 3 Month Benchmark.  
Source: Confluence Internal Data Team



**Figure 2:** Comparison of US Treasury Yield Curve, March 20th and May 13th  
Source: Confluence Internal Data Team

The benchmark 10-year US Treasury rate fell by one basis point, reaching 4.48% as of May 13th.



**Figure 3:** 10-year US Treasury rate  
 Source: Confluence Internal Data Team

The likelihood of rate cuts in the US before September 2024 seems low. If this situation continues, there will be a gap of 14 months or longer between the last rate hike (July 2023) and the first rate cut. According to Bloomberg data, markets anticipate only two cut rates this year, each of Quarter-Point, based on recent growth and employment data.

Date	Increase	Decrease	Level (%)
March 20, 2024	0	0	5.25-5.50
January 31, 2024	0	0	5.25-5.50
December 14, 2023	0	0	5.25-5.50
July 27, 2023	25	0	5.25-5.50
May 4, 2023	25	0	5.25-5.50
March 23, 2023	25	0	4.75-5.00
February 2, 2023	25	0	4.75-5.00

**Figure 4:** Federal Rate Changes.

Outside the US, some Central Banks have begun to cut rates. The first two developed countries to cut rates were The Riskbank, Sweden’s central bank, and The Swiss National Bank, due to a continued economic weakness. The Bank of England is also expected to jump ahead of the FED and make a similar decision. Governor Andrew Bailey expressed confidence that inflation indicators showed signs of being under control and a rate cut could be expected before August.

This week, China is set to commence the sale of government bonds amounting to nearly 1 trillion yuan, as part of its efforts to bolster the economy. The initial offering will consist of 30-year bonds, and the announcement has been positively received by global financial markets.

Now timelines and final requirements have been confirmed, Confluence’s regulatory and technology experts are addressing these in detail to ensure full coverage and compliance from data vendors and risk models to meet the disclosure report formats. Further details of Confluence’s support for the final SDR requirements will be announced in the future.

## Precious metals

In contrast to bonds, the prices of precious metals such as gold and silver have seen an upward trajectory. Market participants are increasingly turning to these safe-haven assets amidst the prevailing uncertainties. Analysts are closely studying the price dynamics between gold and silver, with some forecasting that silver’s performance may outshine gold. CNBC states that silver prices are more dependent on the economy because, along with jewelry, it is used in many industrial applications. Silver’s significant role in industrial applications, coupled with its positive correlation with gold, suggests a potential rise in silver prices following gold’s lead.

## Cryptocurrency

The highly anticipated Bitcoin halving event in April yielded only marginal price increases, dampening initial expectations. However, with diminishing prospects of rate cuts, investors may increasingly turn to cryptocurrencies as an alternative asset class in the future.

### Bitcoin to United States Dollar



Figure 5: Bitcoin's historical performance

## Stocks

### S&P 500



Figure 6: S&P 500 Source Google Finance

The major holdings in S&P are in the Information technology sector, with 29.7% weight in companies like Microsoft, Apple, Nvidia, Amazon, Meta, Alphabet, and others.

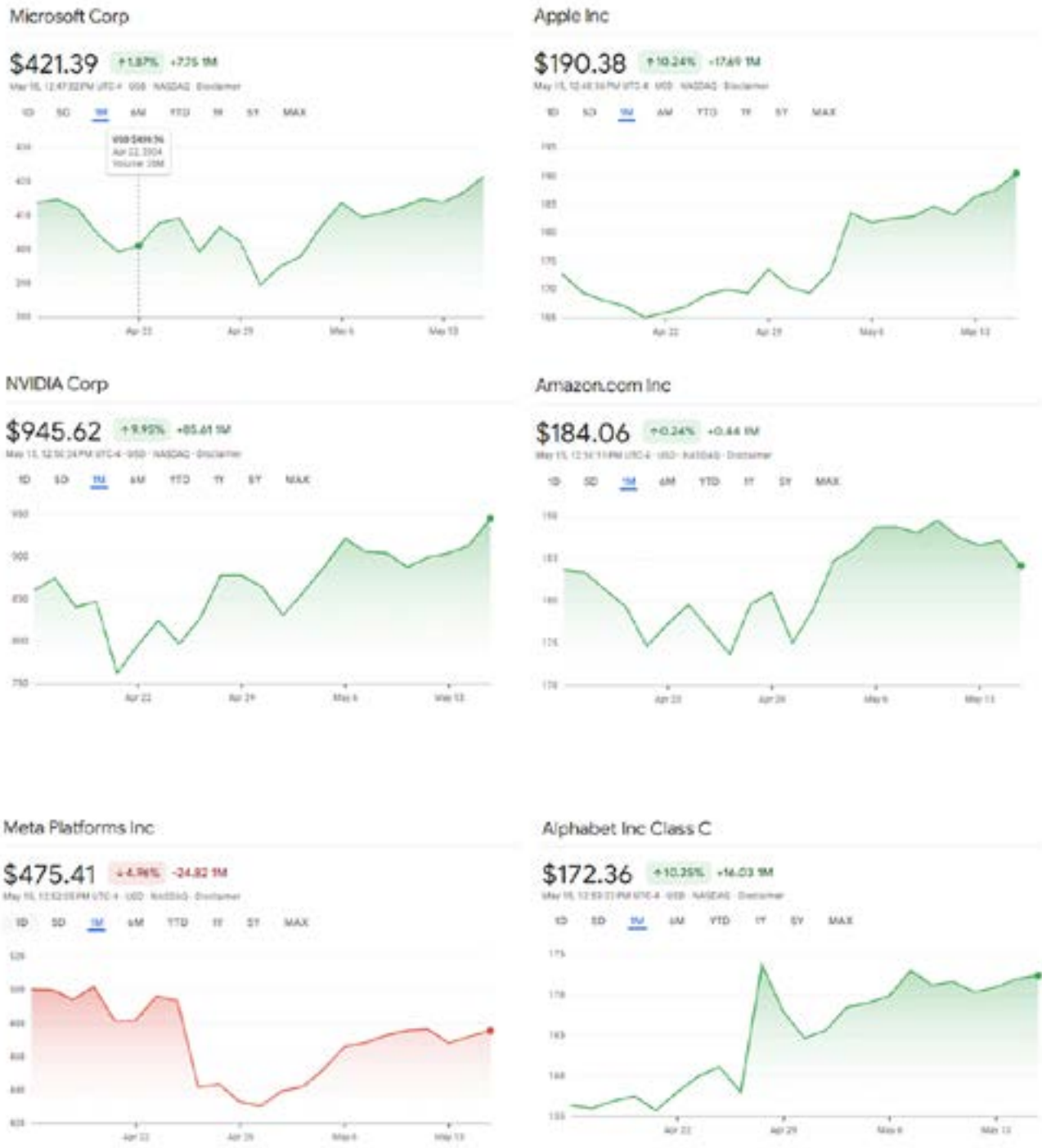



Figure 7 (A & B): Source Google Finance

The Information Technology (IT) sector, comprising major holdings in the S&P 500, has witnessed a downturn in stock prices over the past month. While pinpointing the exact reasons for this decline is challenging, it is speculated that these stocks may have been overvalued during the pandemic, and corrections are still underway. Heavy investments in Artificial Intelligence (AI) by tech giants have heightened dependency on semiconductor supply chains, exacerbating challenges posed by supply chain disruptions, rising interest rates, and inflation, which have increased expenditures for these firms.

## Tech sector bonds

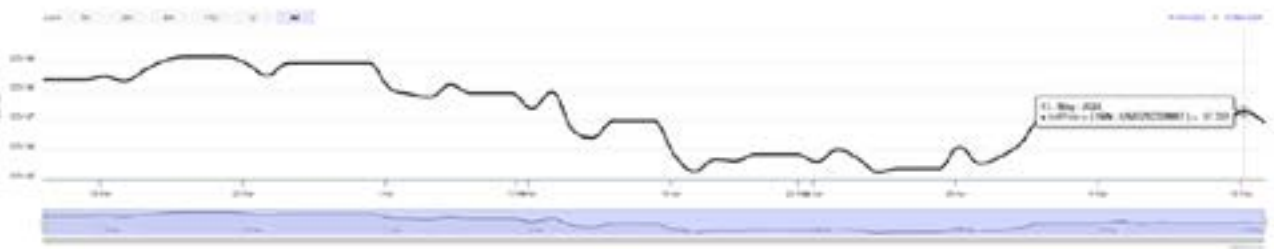
The tech sector's bond prices have also been affected by rising yields, as seen in Apple's bond yield increase below.

On Monday, May 2nd, after better-than-expected quarterly results, Apple's bond yield decreased but is still at higher levels than at the beginning of last month. Apple also announced a \$110 billion share buyback, and shares soared over 6% by Friday, May 10th. The company's value reached 2.86 trillion dollars.



**Figure 8:** US037833BW97 – Apple's bond yield

Source: Confluence Internal Data Team



**Figure 9:** US037833BW9

Source: Confluence Internal Data Team

The upcoming quarterly financial reports from tech companies will provide clearer insights into the sector’s performance. Despite surpassing earnings estimates, Meta’s stock price fell by 17% following its financial results announcement on April 24.

The falling stock price could be attributed to weak revenue guidance. However, Mark Zuckerberg focused on increased infrastructure investments to support the Artificial Intelligence (AI) roadmap.

## Elections around the world

With elections scheduled in approximately 64 countries, representing half of the world’s population, geopolitical landscapes are poised for transformation.



**Figure 10:**

Source: *Time.com*

Key nations such as the USA, India, European Union members, Indonesia, Mexico, United Kingdom, and South Africa, among others, will be undergoing electoral processes, potentially reshaping the global economic landscape.

In navigating these political uncertainties, investors are increasingly exploring alternative assets such as commodities and digital assets. While traditional assets like stocks remain under scrutiny due to heightened volatility post-pandemic, bonds continue to serve as a resilient option amidst market fluctuations.

As we navigate the complexities of 2024, adaptability and strategic foresight will be paramount in navigating the ever-evolving financial terrain. Providing accurate valuations and pricing data will be paramount. You can rely on Confluence to provide you with independent valuation on your market data needs.

## Appendix reference data

### World Interest Rates Table

Country	10-year bid yield	Benchmark interest rate	Last change
Australia	4.342%	4.35%	November 6th, 2023
Brazil	11.76%	10.50%	May 8th, 2024
Canada	3.695%	5.00%	July 12th, 2024
Switzerland	0.7616%	1.50%	March 21st, 2024
China	2.298%	3.45%	August 22nd, 2023
Germany	2.507%	4.50%	September 14th, 2023
Japan	0.942%	0.10%	March 19th, 2024
Mexico	9.734%	11.00%	March 21st, 2024
New Zealand	4.755%	5.50%	May 24th, 2023
Sweden	2.332%	3.75%	May 8th, 2024
Türkiye	25.8%	50.00%	March 21st, 2024
United Kingdom	4.176%	5.25%	Aug 3rd, 2023
United States	4.4885%	5.50%	Jul 26th, 2023
South Africa	10.465%	8.25%	May 25th, 2023
Nigeria	19.458%	24.75%	March 25th, 2024
Kenya	17.24%	13%	Feb 6th, 2024

**Figure 11:** 10-year yield rate March 13th

Source: Refinitiv, Current Interest Rate, Source: Trading Economics

Duration	Maturity date	US Treasury Curve: Mar 20th	US Treasury Curve: Mar 22nd	US Treasury Curve: Apr 23rd	US Treasury Curve: May 13th
1M	4/16/2024	5.3809	5.3858	5.3945	5.3901
3M	6/20/2024	5.3962	5.3826	5.4153	5.3975
6M	9/19/2024	5.3130	5.3019	5.3718	5.3839
1Y	3/20/2025	4.9967	4.9783	5.1546	5.1848
2Y	2/28/2026	4.6065	4.5934	4.9353	4.8676
3Y	3/15/2027	4.3965	4.3543	4.7701	4.6692
5Y	2/28/2029	4.2477	4.1857	4.6307	4.5075
7Y	2/28/2031	4.2745	4.2024	4.6245	4.498
10Y	2/15/2034	4.2767	4.1981	4.6025	4.4885
20Y	2/15/2044	4.5490	4.4674	4.8468	4.7324
30Y	2/15/2054	4.4571	4.3808	4.7293	4.6318

**Figure 12:** Reference US Treasury Curve Table Data.

### Disclaimer

The information contained in this communication is for informational purposes only. Confluence is not providing legal, financial, accounting, compliance or other similar services or advice through this communication. Recipients of this communication are responsible for understanding the regulatory and legal requirements applicable to their business.

## About Confluence

Confluence is a leading global technology solutions provider committed to helping the investment management industry solve complex data challenges across the front, middle and back office. From data-driven portfolio analytics to compliance and regulatory solutions, including investment insights and research, Confluence invests in the latest technology to meet the evolving needs of asset managers, asset owners, asset services and asset allocators to provide best-of-breed solutions that deliver maximum scalability, speed and flexibility, while reducing risk and increasing efficiency. Headquartered in Pittsburgh, PA, with 750 employees in 15 offices spanning across the United Kingdom, Europe, North America, South Africa and Australia, Confluence services over 1,000 clients in more than 40 countries.

For more information, visit [confluence.com](https://confluence.com)

### Contact Us

 [confluence.com](https://confluence.com)

 [info@confluence.com](mailto:info@confluence.com)

 +1 412 802 8632

 [@ConfluenceTech](https://twitter.com/ConfluenceTech)

 [@confluence-technologies](https://www.linkedin.com/company/confluence-technologies)

